

3D Art

Ceramics

.5
credits

Mrs. Raabe
Room 116

715-687-3130 ext. 2116
joraabe@gapps.stratford.k12.wi.us

welcome

to ceramics



In this class you will learn how to creatively problem solve and tackle artistic challenges, while learning life long skills such as persistence, reflection, observation, and self critique. Throughout the semester you will be learning various clay techniques including the potters wheel. You will have the opportunity to create functional and decorative clay sculptures, as well as be involved in the firing process.

expectations



be on time



bring your Chromebook every day



help with clean up daily
(even if it's not your mess!)



respect yourself, your peers
(this includes opinions and property!)
and school staff & property



take responsibility for your own learning
ie. ask for help on techniques or ideas,
stay focused during worktime given

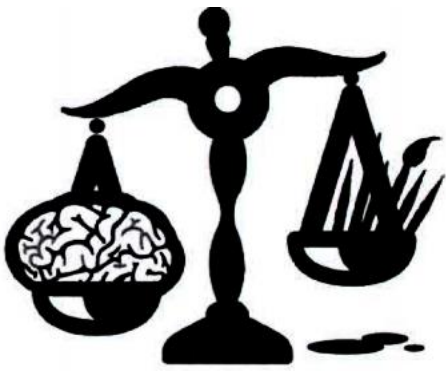


You must ask permission to use cellphones in class. **If you bring your cellphone into the classroom it MUST be put in the organizer.**

You are allowed to listen to music with headphones only during "student work time". You are not allowed to listen during presentations, demos, or any group instruction time. Ear buds must be removed from your ears during this time.

Misuse of cellphones or earbuds will result in loss of privilege.

cell phone policy



grades

and how they're weighted

FORMATIVE
20%

Similar to the way professional artists work, **formative assessment** involves you setting goals, assessing your own work, and making modifications in response to critique. Formative assessments may include research prior to starting a project and reflection at the end of a project.

SUMMATIVE
80%

PROJECTS

EXERCISES

FINAL

DO YOU COMPLETE YOUR WORK & SUBMIT IT FOR GRADING?

DO YOU INVEST SOLID EFFORT EVEN IF IT'S OUT OF YOUR COMFORT ZONE OR DEMANDS TECHNIQUE YOU'RE NOT USED TO?

EVERY PROJECT IS EVALUATED BASED ON THE FOLLOWING:



planning
originality and creativity
craftsmanship
cooperation & attitude
specific criteria for the project

Cheating and plagiarism are prohibited. Students who cheat or commit plagiarism on any assessment or assignment will be given a failing grade for that assessment or assignment and will be disciplined in accordance with the school district's "Student Discipline" policy. A student who knowingly gave the assignment to be cheated from may also receive a zero for that assignment and/or face other disciplinary action.

Plagiarism: Practice of taking someone else's work or ideas and passing them off as one's own.

commonly asked questions

*I know I can do better...
can I resubmit work?*

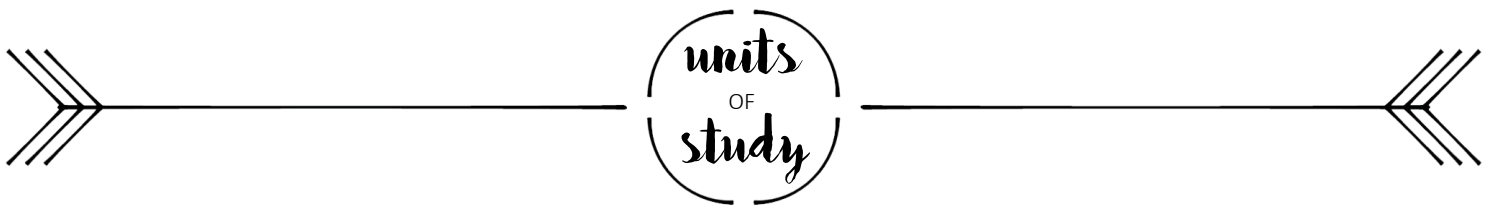
We learn more from our mistakes than we do from our successes, and a willingness to admit we have room to grow is the hallmark of any great artist. If you get a grade back you're not happy with, don't stress out - simply consider its critique or ask for help, then resubmit! Even an 'F' can jump to an 'A' if you're willing to give it the time and effort it demands!

*Do I lose points for
late work?*

No. BUT...If late work is submitted late, it CANNOT be resubmitted for full or even more credit. If, however, you are working hard yet have only a partially completed project, submit it anyway! You may get a low grade, BUT, if you submit a project, even an unfinished one on the due date, you can get it critiqued & have the option to still resubmit for full credit. In other words, it's ALWAYS better to submit something rather than nothing at all.

*I'm not the best artist...
will I struggle?*


The question, I'm afraid is a wrong one. Artistic skill is learned, not inherited (& science will back me up). No one enters a math class expecting to receive a grade for what they already know & an 'F' if they don't understand the next semester's worth of material they haven't yet heard about. In art class, one is graded on the application of fundamentals covered in class & their work ethic, NOT personal style or skill level.



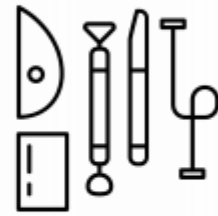
In ceramics you will learn hand building and wheel throwing techniques, as well as a variety of finishing and glazing techniques. You will be able to develop quality craftsmanship with clay and hone your skills over the course of this semester. Here are some of the things you will learn this year!



potters wheel



Functional vs.
decorative ceramics



Tools for wheel
and hand building
techniques



Handbuilding
techniques
coil, slab
additive & subtractive



Share this syllabus with your parents and let them know what you'll be up to this year, and return with your parent or guardian's signature as well as your own for extra credit. It's important to include your family in your education to ensure you get the help, reminders, and support you need to succeed.

your signature

your parent/guardian's signature